







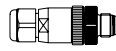




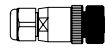


## Ordering Information

### Brad® Micro-Change® M12 Field Attachable Connectors

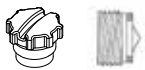


		Male Straight		Male 90°	
Poles	Max. Wire Size	Engineering No.	Standard Order No.	Engineering No.	Standard Order No.
4	3.3-6.6	8A4006-31	120071-0038	8A4007-31	120071-0040
	4.1-8.1	8A4006-32	120071-0039	8A4007-32	120071-5011
5	3.3-6.6	8A5006-31	120071-0045	8A5007-31	120071-0049
	4.1-8.1	8A5006-32	120071-0047	8A5007-32	120071-0071



		Female Straight		Female 90°	
Poles	Max. Wire Size	Engineering No.	Standard Order No.	Engineering No.	Standard Order No.
4	3.3-6.6	8A4000-31	120071-0035	8A4001-31	120071-0037
	4.1-8.1	8A4000-32	120071-0036	8A4001-32	120071-5010
5	3.3-6.6	8A5000-31	120071-0041	8A5001-31	120071-0044
	4.1-8.1	8A5000-32	120071-0043	8A5001-32	120071-0070

### Brad® Micro-Change® M12 Closure Caps



Plastic Closure Cap

To Cover Male		To Cover Female	
Engineering No.	Standard Order No.	Engineering No.	Standard Order No.
—	120308-0680	—	120358-0030



Rubber Closure Cap with Leash

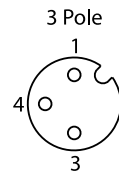
To Cover Male		To Cover Female	
Engineering No.	Standard Order No.	Engineering No.	Standard Order No.
—	120076-5046	—	<b>120076-5047*</b>

\* Parts in bold belong to the BradExpress Program (see page 3)

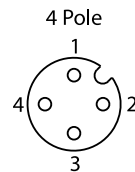
## Brad® Micro-Change® M12 Sensor/Actuator Connectivity



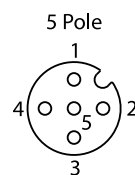
### Micro-Change® M12 Connector Pinout



- 1 - Brown
- 2 - White
- 3 - Blue
- 4 - Black



- 1 - Brown
- 2 - White
- 3 - Blue
- 4 - Black



- 1 - Brown
- 2 - White
- 3 - Blue
- 4 - Black
- 5 - Gray